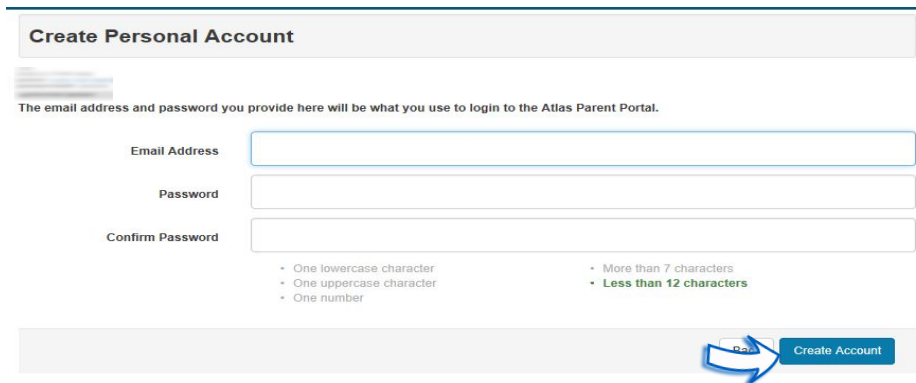




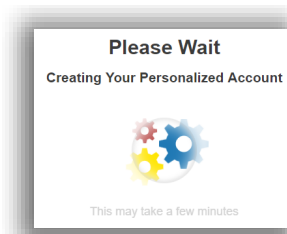
**Step 6:** Provide a current email address and create a password, then click **Create Account**. Passwords must contain one lower and one upper case letter, one number, and be more than 7 characters and less than 12 characters. The email and password you provide will replace the temporary login information and be used as your permanent login for the **Parent Portal** moving forward.



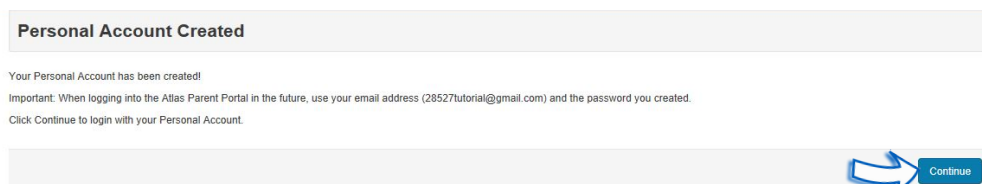
**Step 7:** Verify the email address you provided by opening the verification link in the email you receive.



**Step 8:** You will see the **Please Wait** message and be taken back to the **Parent Portal Login**.



**Step 9:** Your personal account has been created. Select **Continue** to return to the **Parent Portal**. Login using your permanent login. This is the **Email Address** and **New Password** you just created.



**You are now ready to use the Parent Portal and access the additional features.**